

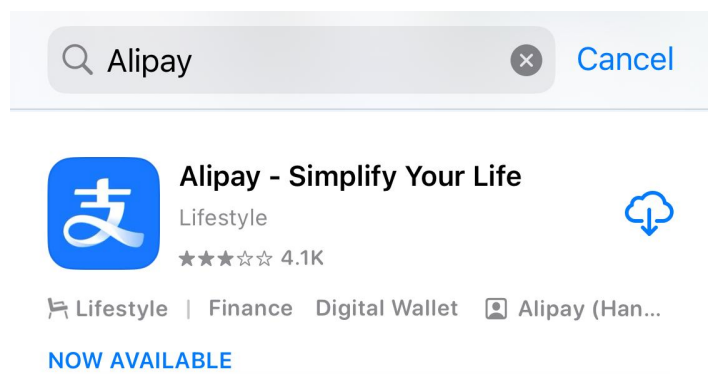
How to Pay in China with Alipay and WeChat Pay

I. How to Pay with Alipay

1.1 How to Set Up Alipay

Step 1: Download Alipay app.

1) App store: <https://apps.apple.com/us/app/alipay-simplify-your-life/id333206289>



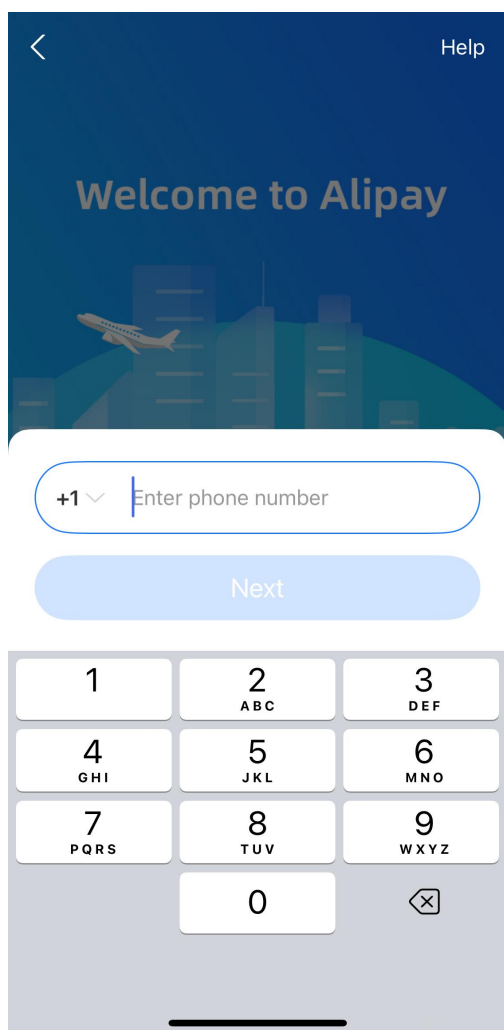
2) Google Play:

<https://play.google.com/store/apps/details?id=com.eg.android.AlipayGphone>



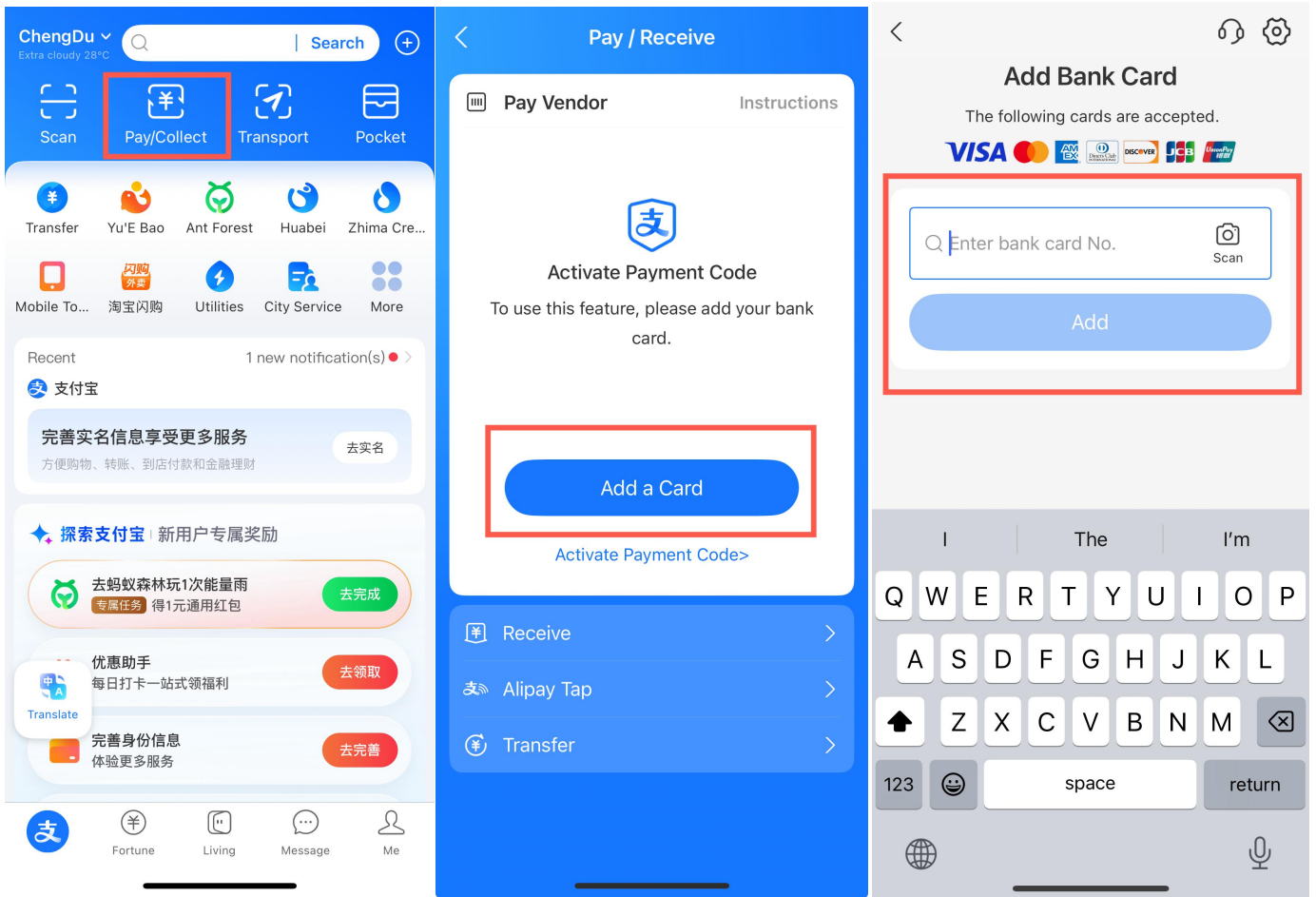
Step 2: Register using your phone number. Click “Next” to choose your country and finish.

Note: You may be asked to verify your identity by uploading a copy of your passport. This is a standard security procedure required for payment services and is completely safe. Verification usually only takes a few minutes.




Step 3: Add your international bank card.

From the home screen, go to Pay/Collect > Add a Card. You can either input the card details manually or click “Scan” to capture the card information automatically. When finished, click “Add” to complete.



Note: Alipay supported international bank cards as of Jun.23, 2026:

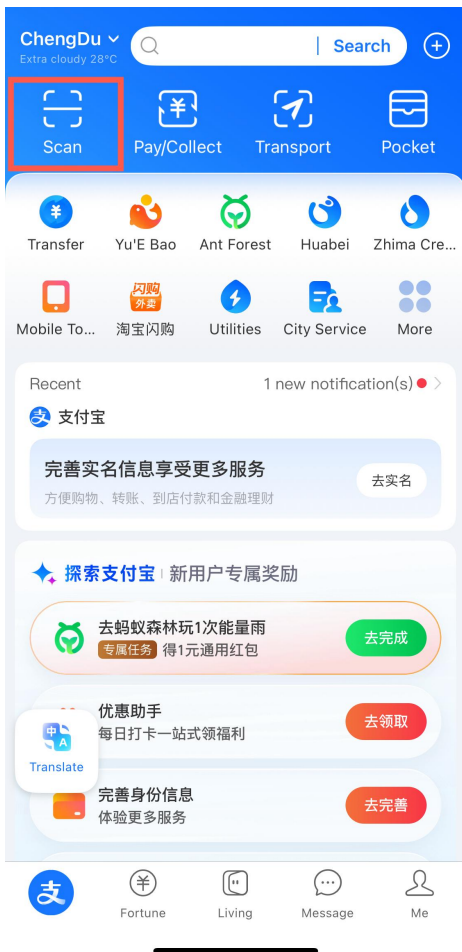


1.2 How to Pay with Alipay

Method 1: Scan and Pay

Step 1: Open your Alipay.

Step 2: Tap “Scan” on the top.



Step 3: Scan the merchant's payment QR code.



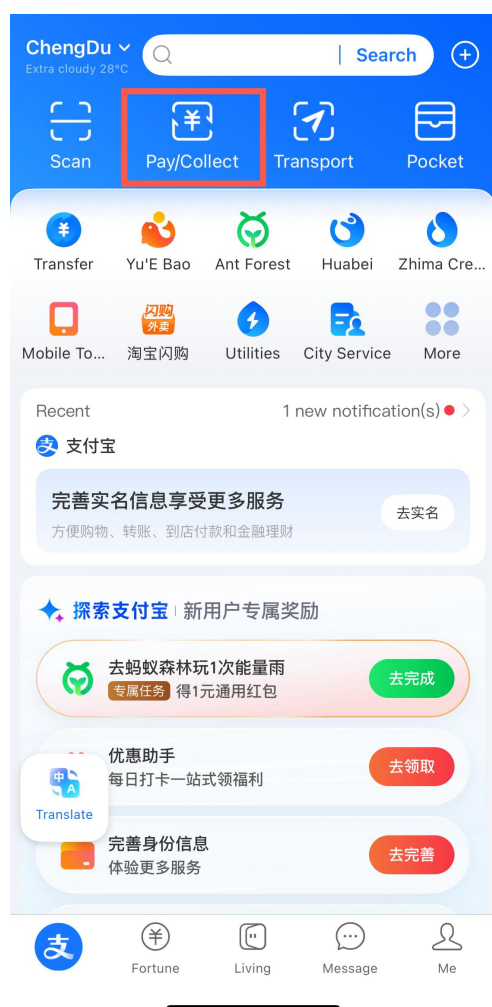
Step 4: Enter the payment account in RMB and confirm.

Step 5: Enter your payment password to send the payment successfully. Done.

Method 2: Present and Pay

Step 1: Open your Alipay.

Step 2: Tap “Pay/Collect” on the top to generate your personal payment QR code.



Step 3: Present the QR code to the merchant or the cashier for scanning. Done.



II. How to Pay with WeChat Pay

2.1 How to Set Up WeChat Pay

Step 1: Download WeChat app.

1) App Store: <https://apps.apple.com/us/app/wechat/id414478124>



WeChat

Calls, chats, and more

Open



2) Google Play: <https://play.google.com/store/apps/details?id=com.tencent.mm>

WeChat

WeChat
In-app purchases

4.0★
6M reviews

100M+
Downloads

Install

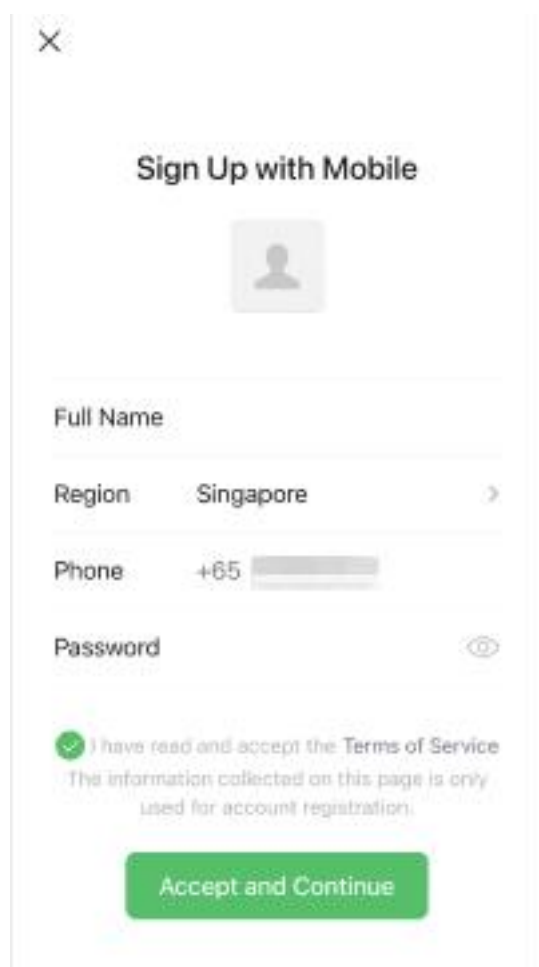
Share

Add to wishlist



Step 2: Register using your mobile phone number.

Note: You may be asked to verify your identity by uploading a copy of your passport. This is a standard security procedure required for payment services and is completely safe. Verification usually only takes a few minutes.



Sign Up with Mobile

Full Name

Region Singapore

Phone +65

Password

I have read and accept the Terms of Service
The information collected on this page is only used for account registration.

Accept and Continue

Step 3: Activate WeChat Pay by adding an international bank card.

Go to Me > Pay and Services > Wallet > Bank Card > Add a Bank Card.

Enter a bank name or your bank card number manually or tap the Camera icon to scan the card details automatically. Done.

- Pay and Services
- Favorites
- Moments
- Works View my Official Accounts here
- Stores and Cards
- Sticker Gallery

Pay and Services

Money

Wallet ¥1.37

Financial Services

- Card Repay
- Loans
- Wealth
- Insurance

- Wallet Transactions
- Balance ¥1.37
 - Mini Fund Yield 1.02%
 - Bank Cards
 - Relative Cards
 - Credit Pay Check available amount

Bank Cards

+ Add a Bank Card
Get Discount With a New Bank Card

Add a Bank Card

Enter bank name or s bank card number

144 banks can be added without entering card number

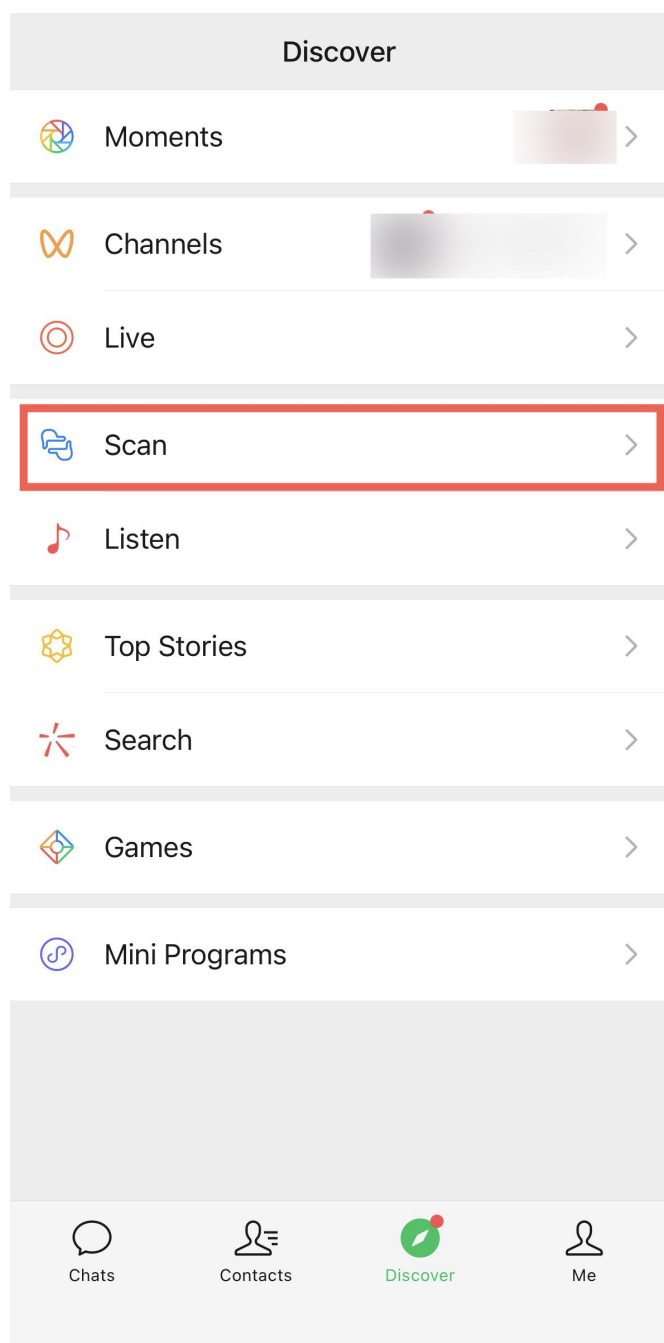
- ABC
- ICBC
- CCB

2.2 How to Pay with WeChat Pay

Method 1: Scan and Pay

Step 1: Open your WeChat.

Step 2: Tap Discover > Scan, and scan the merchant's payment QR code.



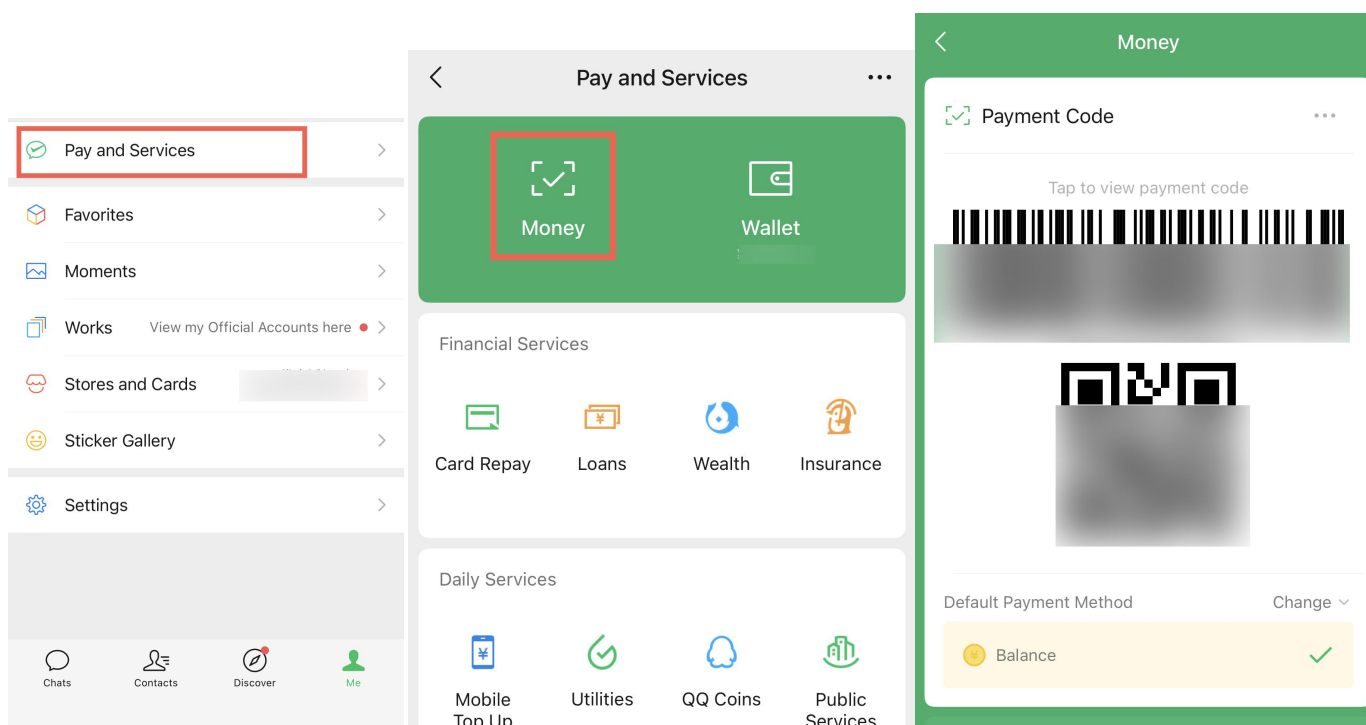
Step 3: Enter the payment account in RMB and confirm.

Step 4: Enter your payment password to send the payment successfully. Done.

Method 2: Present and Pay

Step 1: Open your WeChat.

Step 2: Go to Me > Pay and Services > Money, it will generate your personal QR Code.



Step 3: Present the QR code to the merchant or the cashier for scanning. Done.

III. How to Scan the QR Code Image Store in Your Photo Library

Both Alipay and WeChat Pay allow you to scan the QR Code image you saved and stored in your Photos app. You can scan it without another device.

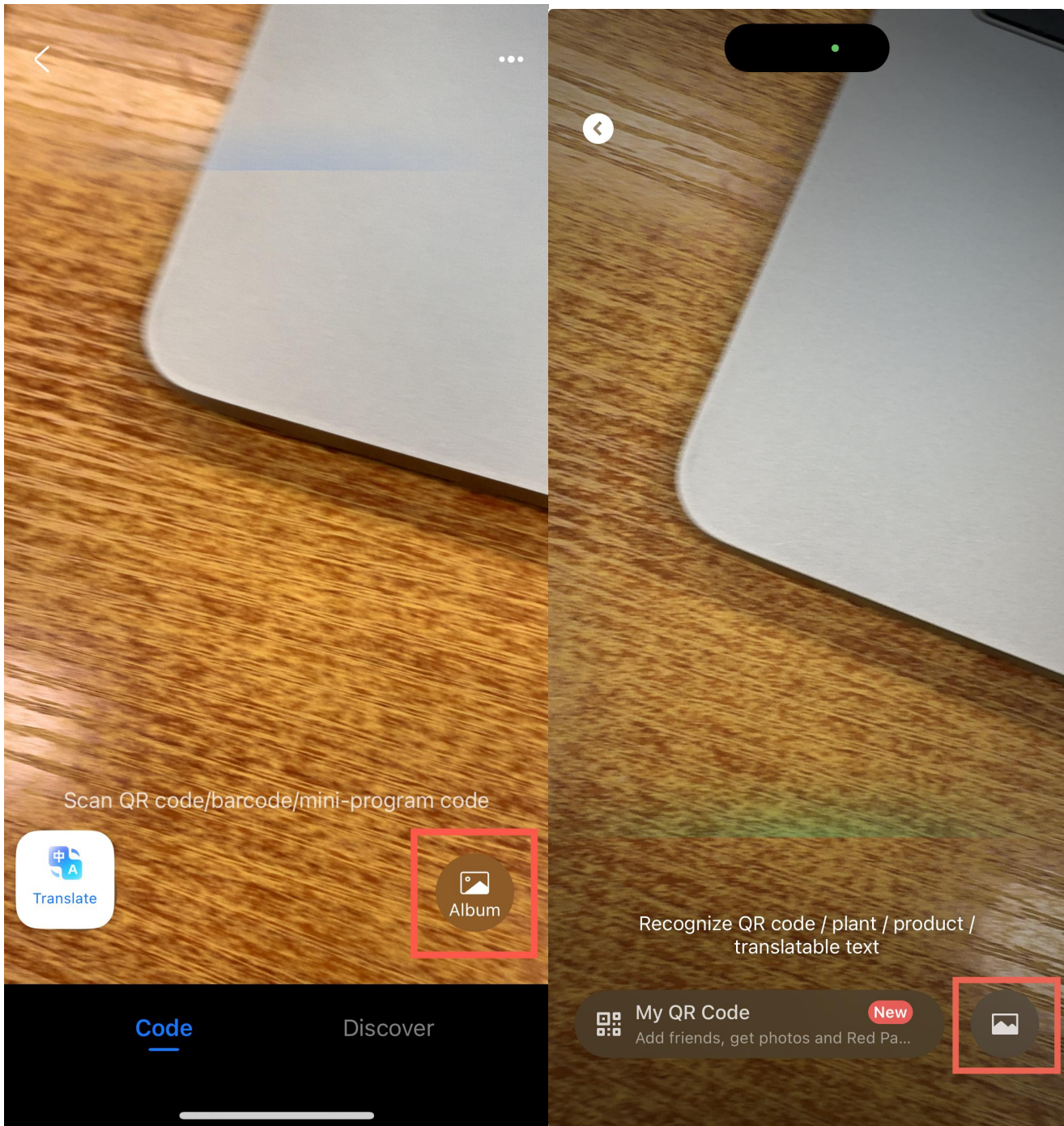
Step 1: Open your Alipay or WeChat.

Step 2: Go to the Scan feature:

Alipay: Home Screen > Scan

WeChat: Discover > Scan

Step 3: Find the image/album icon on the bottom right. Tap it.



Step 4: Select the QR Code image in your Photos. The app will scan the code automatically.

Step 5: Follow the onscreen prompts to finish.

If you have any further questions regarding payment methods in China, please feel free to contact us.

Email: info@quietroutes.com

WhatsApp: +86 191 5093 5967

HAVE A NICE JOURNEY IN CHINA!